

A Nidec Group Company  
**SHIMPO**  
All for dreams


# FEN/X 30II

Precision High-speed Automatic Press



**KYORI** is the brand of press-machinery in SHIMPO  
是 SHIMPO 的品牌衝床機器

**NIDEC-SHIMPO CORPORATION**



# NEW MACHINE FENIX 30 II

KYORI excellent cost effective upper grade SymmetricalKnuckle Link press machine, keeping outstanding high precision with high speed

京利的對抗曲軸連杆式衝床的上位機種持續高精度，追求高性價比。

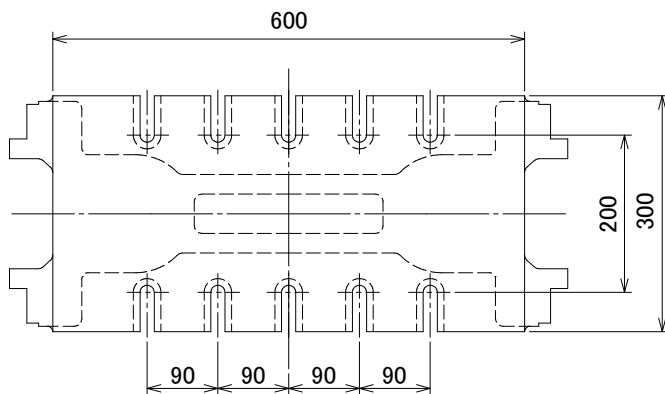
## HIGH-PRECISION CAM GRIPPER FEEDER GX 40 Series



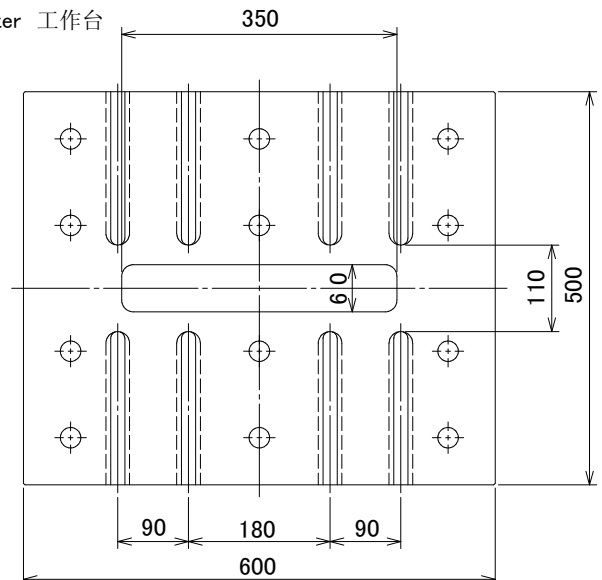
Excellent capability at feeding very thin metal material, such as for smart phone, with outstanding accuracy, high-speed and easy operability. This is very effective for stamping micro components.

智能手機等，微型連接器的薄板材料等高速回轉同時精確給送，操作性簡單最適合精密加工。

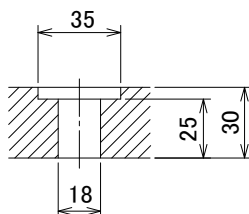
■ Slide 滑塊



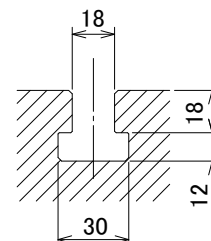
■ Bolster 工作台



U-slot  
U 型溝



T-slot  
T 型溝

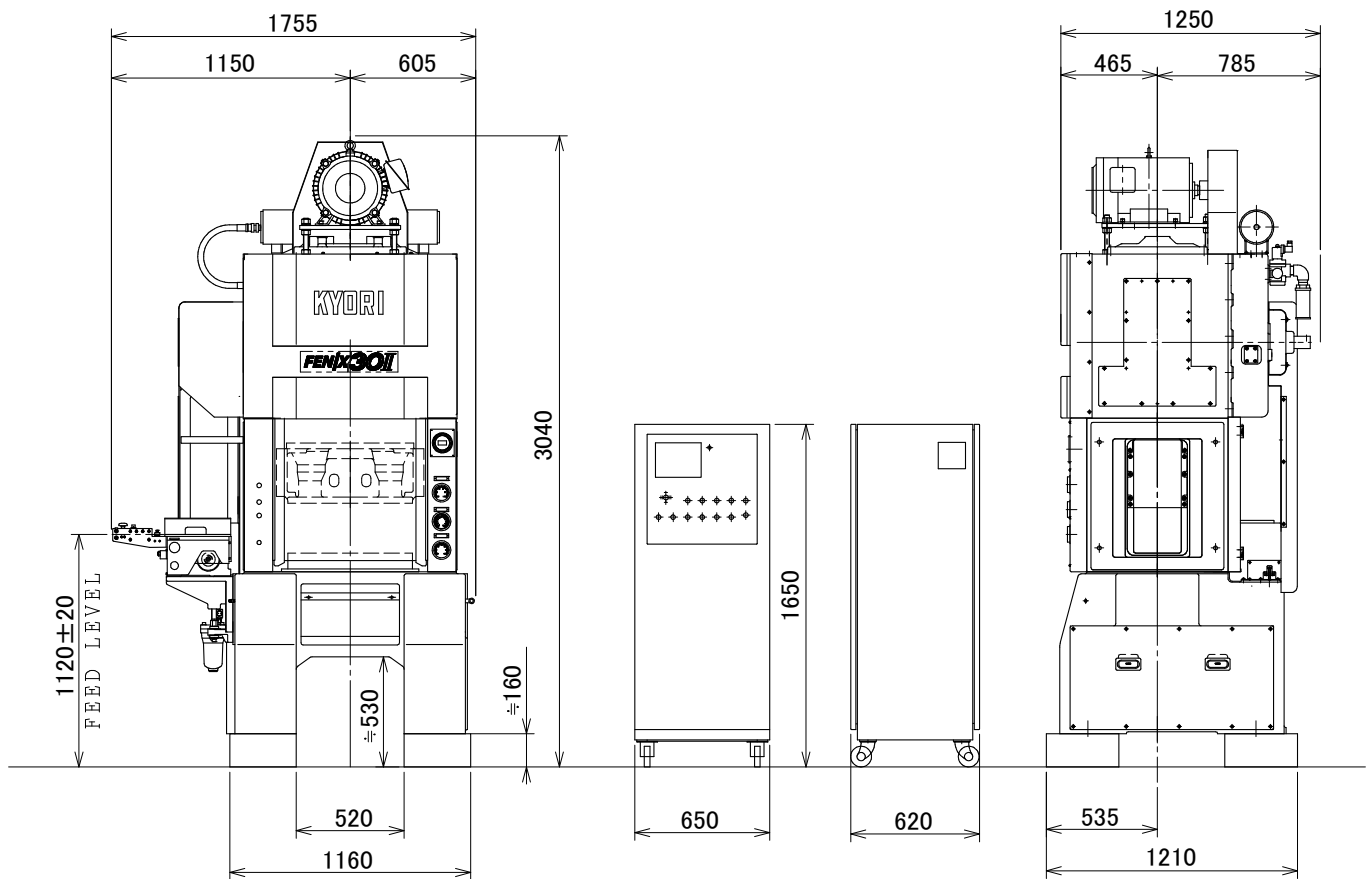


(mm)

# Specifications 規格

FENIX-30 II					
Capacity (kN)	加壓能力 (kN)	300			
Stroke length (mm)	行程 (mm)	16	20	25	32
Maximum (SPM)	最高轉速 (SPM)	1600	1500	1300	1100
Minimum (SPM)	最低轉速 (SPM)	200			
Capacity limitation (mm)	能力發生點 (mm)	2			
Die height(mm)	閉模高度 (mm)	240			
Die height adjustment (mm)	閉模高度調節量 (mm)	40			
Slide area (mm)	滑塊尺寸 (mm)	600 × 300			
Bolster area (mm)	工作台尺寸 (mm)	600 × 500			
Bolster thickness (mm)	工作台厚度 (mm)	90			
Bed opening (mm)	床台下料孔 (mm)	400 × 100			
Bolster opening (mm)	工作台下料孔 (mm)	350 × 60			
Main motor (kW)	主馬達 (kW)	15			
Feeder model	送料機型號	GX-40B(特)		GX-40B	
Feed level (mm)	送料綫高度 (mm)	90 ± 20			
Feed direction	送進方向	Left → Right			
Stock thickness (mm)	材料厚度 (mm)	MAX 2.0			
Stock width (mm)	材料寬度 (mm)	8 ~ 80			
Feed length (mm)	送進長度 (mm)	0 ~ 30		0 ~ 40	
JIS accuracy	JIS 精度	特級 Special			
Upper weight (kg)	上模重量 (kg)	MAX80			
Gross weight (kg)	總重量 (kg)	6700			

# General View 外觀圖



(mm)

## Standard accessories 標準配置

Inverter type variable speed main motor	通用變頻器變速式主馬達
Combination type air friction clutch/brake	組合式氣動摩擦型離合器 / 剎車裝置
Dynamic balancer	動態平衡裝置
Electronic rotary cam switch	電子式凸輪角度控制開關
Stop position control unit	停止角度自動補正裝置
Crank angle indicator	曲軸角度指示器
Touch Panel	觸摸式操作屏
Speed meter	速度計
Total counter (9-digit.)	總計數器 (9 位元電子式)
Preset counter (9-digit.)	預置計數器 (9 位元電子式)
Hour meter (7-digit.)	計時器 (7 位元電子式)
Electric slide adjustment device	電動式滑塊調節裝置
Safety door	安全門
Operation box selfstand type	分立式操作櫃
Micro inching (reverse available)	微寸動裝置 (可正逆轉)
Motor reverse device	馬達逆轉裝置
Both hands push buttons	雙手式按鈕開關
Circulation type lubrication unit	循環給油裝置
Pneumatic control unit	空氣控制裝置
Stock end stop switch (proximity)	材料終端停止開關 (接近式)
Air outlet(1/4B)	空氣接頭 (1/4B)
200V outlet 2 p.c.s.	200V 電源插座 2 個
Oil heater cooler	油溫加熱油溫加熱冷卻器冷卻器
Stock oil tank(with solenoid valve)	材料塗油器油箱 (附電磁閥)
Shock absorber	防震裝置
Stock guide(to the end of bolster)	材料導軌 (到工作台端面)
Working light	作業用照明燈

Optional accessories	選擇配置
Air ejector	高壓氣嘴 (附電磁閥)
Bottom dead point detector	下死點檢查裝置
Stock holding cylinder	材料氣押裝置
Flywheel brake	飛輪殺車
Die clamper	夾模裝置

Specifications and Designs are subject to changes without notice due to future modifications.

The machines shown in the photograph are not of the standard model.

The specifications may be changed for different service conditions.

規格・外觀等如有變動，恕不預先告知。

沖床照片不是標準機型。

本處所記載的數值等因使用條件不同有可能有所變化，請予以理解。

## NIDEC-SHIMPO CORPORATION

### ■ Head office & Factory

1 Terada, Kohtari, Nagaokakyo - city, Kyoto617 - 0833, Japan

TEL:+81-75-958-3777 FAX:+81-75-958-3888

### ■ Overseas Affiliated Company

#### NIDEC-KYORI MACHINERY(ZHEJIANG)CORPORATION

550 Fanrong Road Pinghu Economic Development Zone, PINGHU

TEL:+86-573-8509-6413

#### NIDEC-KYORI(SHANGHAI) MACHINERY CORPORATION

Room 5F-A2, Zhao Feng HuanQiu Tower 1800 ZhongShan West Road, SHANGHAI

TEL:+86-21-6875-6117

### ■ 關係会社

#### 日本電產京利機械(浙江)有限公司

浙江省平湖經濟開發區繁榮路 550 號內 3-4 號樓

TEL : +86-573-8509-6413

#### 日電產京利(上海)機械有限公司

中國上海市中山西路 1800 號豐環球大廈 5F-A2 室

TEL : +86-21-6875-6117